


# Things that I treasure!

KO NGA TĀONGA TINO PAI KI A AHAU,  
HE TĀONGA TUKU IHO



Write down, or draw the things you love most.  
Share your picture with your family.  
It's fun to talk about things that are precious to us.



## #ChildrensDayNZ




Share a photo of your creation on Instagram or the Children's Day New Zealand Facebook Page with the hashtag #ChildrensDayNZ and be a part of the celebration!

# Fun games

## Balloon Bump

Number of players: 1+



### What you need:

- balloons
- a willing adult to blow them up, or a pump

### Activity:

Each child has a few balloons to throw up in the air and keep afloat! If you're feeling super confident, tie a rope across two points and try to hit the balloon up and over.

## Clap, Clap

Number of players: 4+

### Activity:

Players sit in a circle cross-legged and take a number each, starting with number one. They start singing the following song by slapping their thighs twice then clapping their hands twice:

Are you ready? (slap slap clap clap)

If – so – (slap slap clap clap)

Let's – go! (slap slap clap clap)

Then player one, continuing the rhythm, says their own number twice followed by another number in the circle.

### For example:

1, 1, 4, 4 (slap slap clap clap)

Player 4 then does the same, starting with their own number and following with someone else's: 4, 4, 7, 7 (slap slap clap clap)

Anybody who makes a mistake or fails to keep the rhythm is out but remains in the circle, making it more difficult for the other players, who must remember not to use the numbers of the people who are out.

# #ChildrensDayNZ

Share a photo of your creation on Instagram or the Children's Day New Zealand Facebook Page with the hashtag #ChildrensDayNZ and be a part of the celebration!

# Fun games

## Mudball Bullseye



### Aim of the game

The player with the most number of points after throwing an equal number of mudballs is the winner.

### Setup

Gather some dirt and sand in a large bucket and add water to create oozing mud. Roll the mud into balls (you can even roll the mudballs and then add a last layer of sand to them). Make as many mudballs as you want, taking turns and making sure that each player has an equal number of balls.

Draw a bullseye on a fence or wall with chalk (you'll want an area that can be easily sprayed clean with a hose).

Write the number of points in each ring of the bullseye with the most points gained for getting a mudball in the middle.

### Playing

Take turns throwing the mudballs at the bullseye. We had lines on the ground for different heights – the taller you are the further back you have to stand from the bullseye.

Always have a bucket of warm water and some soap nearby for the end of the game. It makes for an easier clean-up and is a great comfort in knowing it's available before anyone dares enter the house with their grubby hands!

Parental supervision is essential.



## #ChildrensDayNZ



Share a photo of your creation on Instagram or the Children's Day New Zealand Facebook Page with the hashtag #ChildrensDayNZ and be a part of the celebration!

# Ham and spinach pockets



## What you'll need:

- 4 slices brown bread
- 2 eggs
- 1/4 cup milk
- 1/4 cup spinach
- 2 large mushrooms, chopped
- 1/4 cup cheese
- 1/4 cup ham
- Olive oil spray

1. Preheat oven to 180°C conventional (160°C fan-forced).
2. Use the rolling pin to roll out each slice of bread until really flat.
3. Spray both sides of the bread with the oil. Tuck each slice into the muffin cups.
4. Lightly grease 4 holes in the muffin pan.
5. Bake for 10 minutes. Remove from oven.
6. Whisk the eggs and milk together.
7. Divide the spinach, ham, cheese, and mushrooms between the bread cases.
8. Carefully pour in the egg mixture. Bake for 15-20 minutes or until set.



## #ChildrensDayNZ



Share a photo of your creation on Instagram or the Children's Day New Zealand Facebook Page with the hashtag #ChildrensDayNZ and be a part of the celebration!


# Crack the secret code!



Help crack the secret code. Add up the numbers below, and write your answers in the 'Equals' space. Then find the letter number and write it in the secret code word space. Try making up some more secret words using this code and share them with your friends.

	2+1	5+3	8+1	6+6	2+2	8+10	2+3	7+7	1+0	9+9	4+1	10+10	4+14	0+5	1+0	10+9	11+10	6+12	2+3
Equals																			
SECRET CODE WORD																			

A=1, B=2, C=3, D=4, E=5, F=6, G=7, H=8, I=9, J=10, K=11, L=12, M=13, N=14, O=15, P=16, Q=17, R=18, S=19, T=20, U=21, V=22, W=23, X=24, Y=25, Z=26



## #ChildrensDayNZ

Share a photo of your creation on Instagram or the Children's Day New Zealand Facebook Page with the hashtag #ChildrensDayNZ and be a part of the celebration!